VLBS / VLBS-U

VIP-Load ring weldable / VIP-Load ring weldable-captive.



PRODUCT FEATURES

- Large WLL range 1.5 t – 16 t.
- Functionally optimised shape of the suspension ring for better support at side loading and protection of the clamping spring.
- Suspension ring can be pivoted through 180°.
- WLL possible up to 90° in load ring plane.
- The clamping spring reduces noise and keeps the suspension ring in the desired position.
- Distance knobs on the weld-on block for the necessary distance for root welding.
- Bracket and weld-on block for VLBS-U is captive due to the retaining spring.

Function-optimised shape of the suspension ring. 	Clamping spring. 	Distance knobs on weld-on block. 
180° WLL in the folding direction. 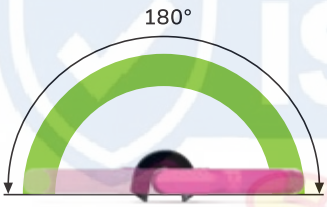	180° WLL in the load ring plane. 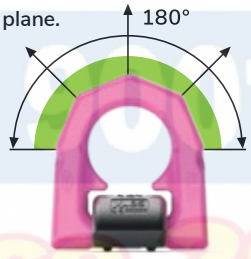	Clear marking of the minimum WLL. 

✓ Tested and certified by DGUV.

Test criteria: GS-OA-15-04: 2015-12
Certificate no.: OA 1951043

VLBS / VLBS-U

Technical data.

VLBS – VIP-LOAD RING FOR WELDING (WITHOUT CLAMPING SPRING).

Type	WLL [t]	Weight (kg/unit)	T [mm]	A [mm]	B [mm]	C [mm]	D [mm]	E [mm]	F [mm]	G [mm]	H [mm]	Welding seam	Ref. No.
VLBS-1.5t	1.5	0.35	65	33	66	25	38	40	14	33	14	HV5 + a3	7993115
VLBS-2.5t	2.5	0.53	75	36	77	27	45	47	16	40	14	HV7 + a3	7995346
VLBS-4t	4	0.76	83	42	87	31	51	52	18	46	16	HV8 + a3	7993116
VLBS-6.7t	6.7	1.9	117	61	115	44	67	73	24	60	22	HV12 + a4	7993117
VLBS-10t	10	2.76	126	75	129	55	67	71	26.5	60	26	HV16 + a4	7993118
VLBS-16t	16	7.1	176	96	192	70	100	106	40	90	26.5	HV25 + a6	7993041

Subject to technical changes!

VLBS-U – VIP-CAPTIVE WELD-ON LOAD RING (WITH CLAMPING SPRING).

Type	WLL [t]	Weight (kg/unit)	T [mm]	A [mm]	B [mm]	C [mm]	D [mm]	E [mm]	F [mm]	G [mm]	H [mm]	Welding seam	Ref. No.
VLBS-U-1.5t	1.5	0.35	65	33	66	25	38	40	14	33	14	HV5 + a3	7993035
VLBS-U-2.5t	2.5	0.53	75	36	77	27	45	47	16	40	14	HV7 + a3	7994830
VLBS-U-4t	4	0.76	83	42	87	31	51	52	18	46	16	HV8 + a3	7993036
VLBS-U-6.7t	6.8	1.9	117	61	115	44	67	73	24	60	22	HV12 + a4	7993037
VLBS-U-10t	10	2.76	126	75	129	55	67	71	26.5	60	26	HV16 + a4	7993040
VLBS-U-16t	16	7.1	176	96	192	70	100	106	40	90	26.5	HV25 + a6	7906640

Subject to technical changes!

VLBS / VLBS-U

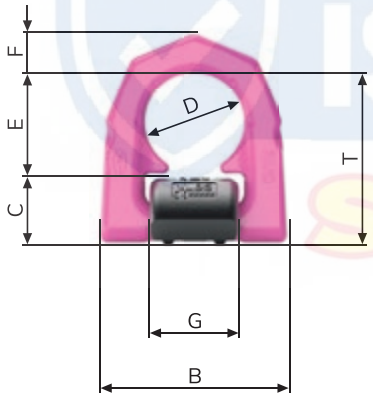

VLBS / VLBS-U



VLBS / VLBS-U

