

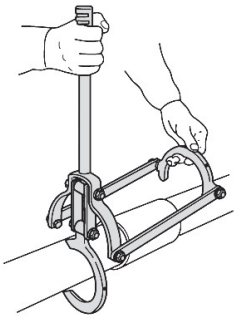

A
SUPER PILER (PVC Pipe Joiner)

▶ Features
- Most convenient for inserting, holding or removing all kinds of PVC pipe and pipe fitting in easy manner.
- Optimal in narrow places and inside grooves.

▮Operation procedure

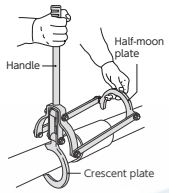

1) Lift the handle and the half-moon plate up and set the crescent plate from the side of the pipe as shown in the drawing.

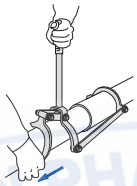

2) Hold the handle as shown in the drawing, seize the crescent plate lower side with the other hand and pull it completely in the direction of the arrow. (If the crescent plate is not pulled enough, the pipe cannot be inserted correctly).

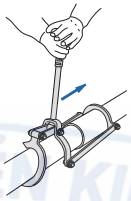

3) After having set and pressure inserted the pipe, keep pulling with force the handle in the direction of the arrow until the pipes are completely fixed by the adhesive.

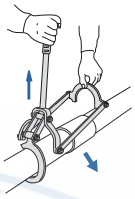

4) Lift the handle and the crescent plate up and push slightly in the direction of the arrow to remove the piler, as shown in the drawing.

Item No.	Applicable pipe(mm)		N.W. (kg)
	Size name	External diameter	
A3	75	89	2.7
A4	100	114	3.7
A5	125	140	6
A6	150	165	7
A8	200	216	9





Clean cut with no damage on the screw thread.
Can cut with no burr, so the nut can be smoothly inserted.

▶ Example of use



NK3W
THREADED ROD CUTTER

▶ Features
- As the cutter is designed to disperse the load, rods can be cut with very low force in 2 actions.
- Optimal for HVAC (Heating, Ventilation, Air Conditioning), electric pipes, mechanical installations (water and gas pipe fittings, sprinkler installations), any duct fittings.
- Light-weighted and easy to carry.

Item No.	Cutting ability		Full length (mm)	N.W. (g)
	Screw size name	Material		
NK3W	W3/8"	Mild steel	765	4,100





Blade fixing bolt

NKS3W
SPARE BLADE

▶ Feature
- Easy to replace and outstanding durability.

Item No.	Applicable item	N.W.(g)
NKS3W	NK3W	30

●For all the appendix of the piping tools, please refer to P.283