SVC-E

VERTICAL LIFTING CLAMP (Lock Handle Type with Universal Shackle)

Cam, pad cross type, normal pitch



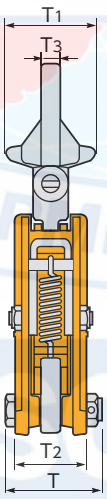

▶ Features

- For vertical lifting of steel plates and other steel structures, with more lifting directions possible and light-weight type.
- The spring-type tightening lock mechanism assures a positive initial clamp force.

UNIVERSAL SHACKLE TYPE

The universal shackle allows the cam to generate a clamping force on the load at any direction it is pulled.

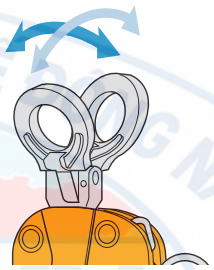

TIGHTENING AND RELEASING LOCK MECHANISM





▮Tightening lock mechanism

When you pull upward the lock handle, the lock gets set and the clamp grips firmly the workpiece. This lock is very safe and even if the sling rope loosens, or if a shock occurs, the clamp will not come off.

▮Releasing lock mechanism

When you pull downward the lock handle, the lock gets released. Never attempt a lifting operation in this state. It would be dangerous as the tightening would be insufficient.

▶ Example of use ⚠ Always lift a load at 2 or more points for safety.

▮ Steel plate vertical lifting



▮ Steel beam lifting

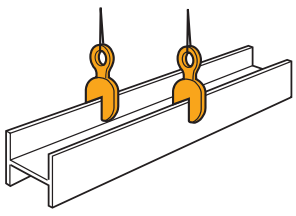

▮ Steel plate turning-over



▮ Pipe lifting



When lifting a pipe, position the clamps so that they face each other as shown on the drawing. (the lifting angle of the sling rope must be kept within 60° .)

Cam, pad : cross type, normal pitch (P=3.0)



Item No.	Rated capacity (ton)	Clamp range (mm)	Size (mm)														N.W. (kg)
			L	L1	L2	H (MAX)	H1	H2	H3	H4	D	D1	T	T1	T2	T3	
SVC0.3E	0.3	0~16	100	25	19	176	110	57	48	30	45	26	50	39	36	8	1.6
SVC0.5E	0.5	0~19	110	28	22	204	125	67	53	34	52	30	55.5	45	40	10	2.1
SVC1E	1	0~25	130	35	29	257	160	80	60	38	60	35	67.5	53	48	12	3.7
SVC1.5E	1.5	0~28	150	39	33	290	174	88	67	42	76	45	76.5	67	55	14	5.5
SVC2E	2	0~32	162	43	37	335	194	97	73	45	94	55	82	83	58	16	7

★The product parts list and operation manual can be downloaded from our website.
●For all the appendix, please refer to P.284~286