


# TVC1

## REINFORCING ROD VERTICAL LIFTING CLAMP

### ▶ Features

- Ideal for assembling, pressure welding and extracting reinforcing steel rods.
- This clamp allows sure and safe vertical lifting of pre-assembled rods and round or irregulars shaped bars.
- The open lock is a center lever type, enabling remote control with the rope included.
- As the clamp body has been designed to have no superfluous components protruding on the sides, rod lifting operations and remote operations can be done smoothly.
- When clamping a load, the curved shaped holding plate and the cam generate a sure grip of the rod.




### ▶ Example of use

When you connect the rope to the remote control lever and you pull it, the open lock gets set and the clamp can be easily removed.

### ▶ Accessories

- Rope for remote control (2.9m) included

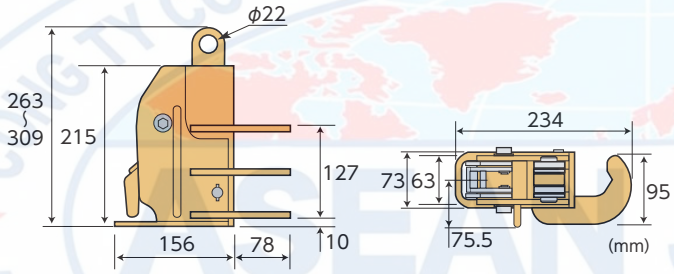


| Item No. | Rated capacity (ton) | Applicable diameters (mm) | Applicable reinforcing rod name | N.W. (kg) |
|---|---|---|---|---|
| **TVC1** | 1 | ϕ16~41 | D16~D38 | 6 |

# TVC1L

## REINFORCING ROD VERTICAL LIFTING CLAMP (Double Lock Type)




### ▶ Features

- Clamp for reinforcing rod including a safety lever to prevent rod dropping off.
- This clamp allows sure and safe vertical lifting of pre-assembled rods and round or irregulars shaped bars.
- The open lock is a center lever type, enabling remote control with the rope included.
- When the remote lever is pulled up, the anti-drop off lever on the side of the body comes out to prevent safely reinforcing rod from coming off from the push up pressure.

### ▶ Example of use

1. When the remote control lever is pulled up, the cam bites the reinforcing rod and the anti-drop off lever comes out.
2. To release the rod, pull down the stopper of the anti-drop off lever and pull the rope. The open lock gets set and the clamp can be easily removed.



### ▶ Accessories

- Ropes for remote control (yellow : 2.9m ; white : 1.5m) included

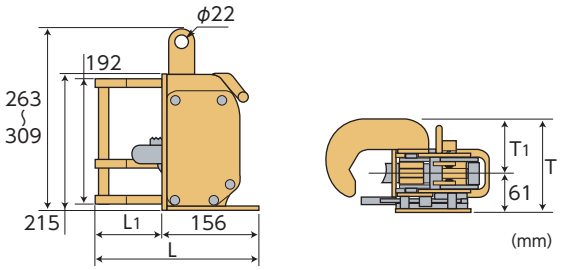


| Item No. | Rated capacity (ton) | Applicable diameters (mm) | Applicable reinforcing rod name | Size (mm) | | | | N.W. (kg) |
|---|---|---|---|---|---|---|---|---|
| | | | | L | L1 | T | T1 | |
| **TVC1L3** | 1 | ϕ16~41 | D16~D38 | 234 | 78 | 124 | 63 | 11 |
| **TVC1L5** | 1 | ϕ35~55 | D35~D51 | 264 | 108 | 148 | 87 | 12 |

★The product parts list and operation manual can be downloaded from our website.


●For all the appendix, please refer to P.284~286