
CGC250


CGC500

CGC

LIFTING CLAMP FOR CONCRETE MATERIAL (Cam Type)

▶ Features

- Ideal for various kinds of concrete materials like U shaped gutters, U flumes, L shaped panels, boards.
- New cam design with 4 adjustable positions, allowing outstanding durability.
- The releasing lock can be easily set and released by a single action with the hook plate.

▶ Example of use

⚠ Always lift a load at 2 or more points for safety.



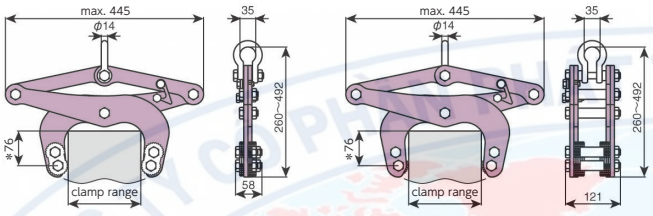

CGC250 CGC500

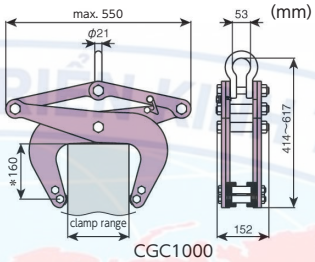

CGC1000

∗ : dimensions with concrete material at max. thickness.

Item No.	Rated capacity (kg)	Clamp range (mm)	N.W. (kg)
CGC250	250	30~160	6
CGC500	500	30~160	12
CGC1000	1000	30~180	26


CGC250N


CGC500N

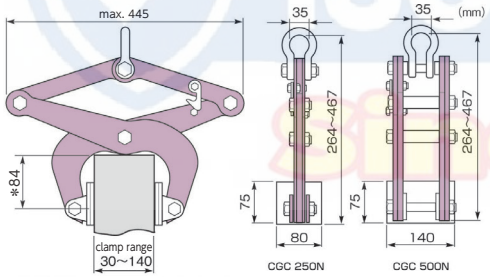

∗ : dimensions with concrete material at max. thickness.

CGC-N

LIFTING CLAMP FOR CONCRETE MATERIAL (Pad Type)

▶ Features

- Ideal for various kinds of concrete materials like U shaped gutters, U flumes, L shaped panels, boards.
- The spike design of the special rubber pads allows to grip firmly the load (can also be used as non-marring type).
- The releasing lock can be easily set and released by a single action with the hook plate.

▶ Example of use

⚠ Always lift a load at 2 or more points for safety.



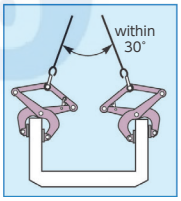

Item No.	Rated capacity (kg)	Clamp range (mm)	N.W. (kg)
CGC250N	250	30~140	6
CGC500N	500	30~140	12

RELEASE & LOCK MECHANISM OPERATION

With CGC and CGC-N clamps, when you lock the hook plate, the releasing lock mechanism allows easy set or remove of the workpiece.

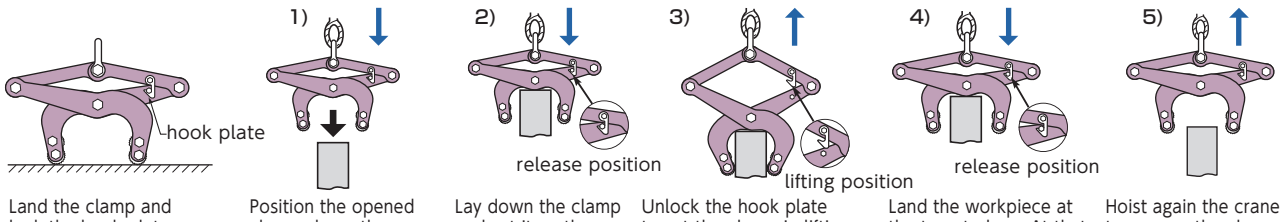

1) Land the clamp and lock the hook plate to set the clamp in release position.

2) Position the opened clamp above the workpiece.

3) Lay down the clamp and set it on the workpiece.

4) Unlock the hook plate to set the clamp in lifting position. Hoist the crane hook to lift the workpiece.

5) Land the workpiece at the target place. At that time, the hook plate gets locked automatically.

Hoist again the crane to remove the clamp, in the release position, from the workpiece.

★The product parts list and operation manual can be downloaded from our website.