BS • BS-S

BEARING SEPARATOR (Heavy Duty Type for Professional Use)



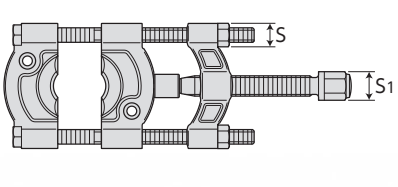

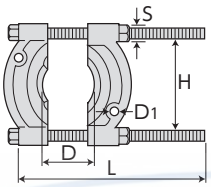

▶ Features

- Ideal for removing bearings and gears with no spaces for G or GL type claws.
- Ideal for removing pulleys with large perimeter.

▶ Example of use



Item No.	Size(mm)						Guaranteed load (kN)	N.W. (kg)	Applicable puller	
	D·applicable diameter	H	L	D1	S1	S			Gear puller (GL·GLL type)	Push puller
			Bolt length	Body screw dia.	Forcing screw hex width across flats	Nut hex width across flats				
BS1	6~60	60	120	M10	—	14	60	0.5	GL·GLL4	PP2
BS1S	6~60	60	160	M10	17	14	60	0.9	GL·GLL4	PP2
BS2	9~115	110	205	M12	—	22	100	2.3	GL·GLL6	PP2
BS2S	9~115	110	255	M12	19	22	100	3.5	GL·GLL6	PP2
BS4	25~230	155	330	M16	—	27	200	5	GL·GLL8·10	PP4

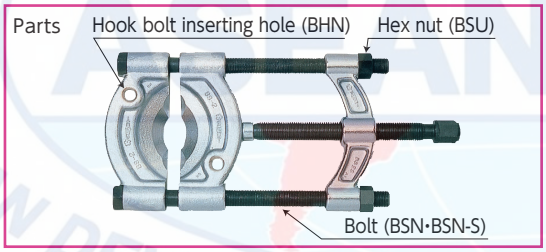

BSB • BSR • BHN • BSU • BSN • BSN-S

BEARING SEPARATOR Parts





▌Body (1 set)

Item No.
BSB1
BSB2
BSB4

▌Speeder (Body, forcing screw set)

Item No.
BSR1
BSR2

∗ The tip of this forcing screw includes an adaptor to reduce frictional resistance.

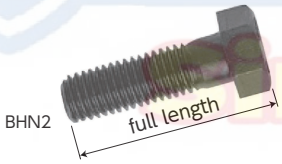



▌Hook bolt (1 pc)

Item No.	Size(mm)		
	Screw dia.	Hex. width across flats	Full length
BHN1	M10	17	42
BHN2	M12	19	48
BHN4	M16	24	60

▌Hex nut (1 pc)

Item No.	Size(mm)	
	Screw diameter	Hex width across flats
BSU1	M10×1	14
BSU2	M16×1.5	22
BSU4	M20×1.5	27





▌Bolt for BS (1 pc)

Item No.	Size(mm)	
	Nominal diameter	Bolt length
BSN1	M10×1	120
BSN2	M16×1.5	205
BSN4	M20×1.5	330

▌Bolt for BS1S·2S (1 pc)

Item No.	Size(mm)	
	Nominal diameter	Bolt length
BSN1S	M10×1	160
BSN2S	M16×1.5	255

●For all the appendix of the gear pullers, please refer to P.288